



Thank you for purchasing our Ford Falcon EB – EL V8 Power Steering Pump Conversion Kit.


This kit requires some modifying to fit the reservoir to the inner guard also the hi-pressure hose must be modified to a Banjo Style fitting to make this conversion fit to the vehicle.



1. Remove the drive belt, then the high-pressure line and return hose from the original pump.
2. Remove original pump from engine. To remove the original aluminum pump the pulley must be removed from the pump shaft with the use of pulley removal tool to get access to the mounting bolts. Then remove the original pump from the bracket.
3. Fit the Black Adaptor Bracket to the engine bracket with the arrow facing the top. Note the 8mm bolt and nyloc nut must be fitted into the bolt mount on the bracket.
4. Bolt the rebuilt pump with Pulley onto the adaptor bracket using the 2 bolts (10mm x 90mm long & 2 x Washers) Note the Hi-pressure outlet must be to the top as per photo below. (The Photo below shows NEW banjo style High-pressure Fitting)



5. Mount the new reservoir to the inner guard ensuring that the reservoir is mounted higher than the new pump to allow for good oil supply. (The photo below shows a different reservoir but it is mounted higher than the pump.)
6. Use the 16mm ID hose supplied and run the hose from the reservoir to the pump supply pipe. Make sure that the hose is not restricted by having no kinks in the hose.



Reservoir mounted to the inner guard. (Photo shows Different Reservoir) this photo is for reference only.

16mm ID hose run from the reservoir to the pump.

Pump mounted to bracket

7. Fit Hi-pressure line Modified "Banjo" style fitting as per photo over page.
8. Use the 10mm ID return hose and joiner and run the return hose to the new reservoir.
9. Fit Drive belt, fill reservoir with fluid and start engine and test and check system for any loose fittings etc.

Please Note - This kit requires some modifying to fit the reservoir to the inner guard and the hi-pressure hose must be modified to a Banjo Style fitting to make this conversion fit to the vehicle. Ultimate Power Steering is not responsible for any extra costs or modifications to the vehicle for fitment of this kit.



Ph (07) 3889 7077

Fax (07) 3889 7044

ultimatepowersteering.com.au